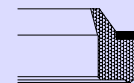
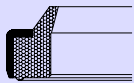


# Claron Polyseal® Single Acting Rod Wiper Seal Imperial PMW



## Design

Claron Style PMW metal cased Rod wiper is designed to remove potential system contaminants from a reciprocating rod during the negative stroke. It is classified as a medium to heavy duty rod wiper/scrapper. The wiper is precision moulded in 98° Shore Polyurethane with an accurately machined lip. The high modulus (stiffness) of this material allows the wiper to scrape tenacious mud and dirt from the rod. The wiper has a metal case designed to press fit in the housing thus retaining the wiper. The metal case is coated with a corrosion resistant yellow Zinc plating. The press fit design of this wiper allows it to be used in simple 'open ended' housing.

## Operating Conditions

Temp. range	-40°C to 110°C
Max Linear Speed m/sec	3.0

Optimum service conditions are affected by temperature, speed and surface finish.  
Refer to Appendix 1 for further information.

Continuous operating temperature for various fluids

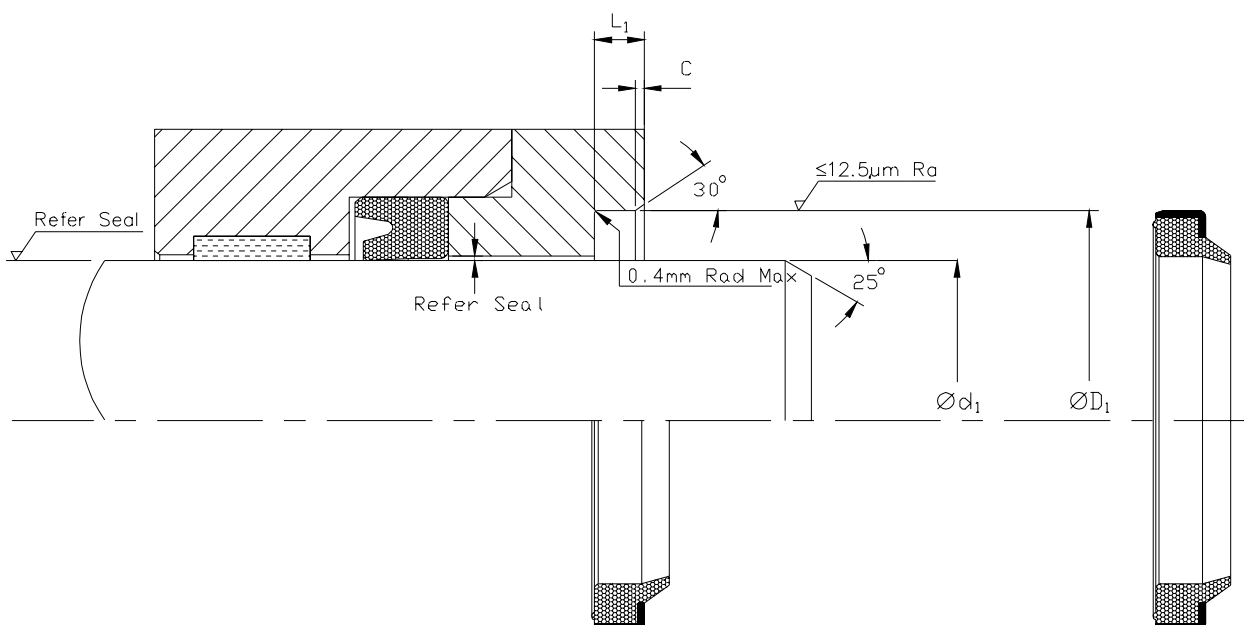
AU Polyurethane		
DIN	Hydraulic Fluid Description	°C
H	Mineral oil without additives	100
H-L	Mineral Fluid with anti corrosion and anti ageing additives	100
H-LP	Mineral oil as HL plus additives reducing wear, raising load	100
H-LPD	Mineral oil as H-LP but with detergents and dispersants	100
H-V	Mineral oil as H-LP plus improved viscosity temp.	100
HFA E	Emulsions of mineral oil in water. Water content 80-95%	40
HFA S	Synthetic oil in water. Water content 80-95%	40
HFB	Emulsions of water in mineral oil. Water content 40%	40
HFC	Aqueous polymer solutions. Water content 35%	ns
HFD R	Phosphoric acid ester based	ns
HFD S	Chlorinated hydrocarbon based	ns
HFD T	Mixtures of HFD R and HFD S	ns
HEPG	Polyglycol based	ns
HETG	Vegetable Oil based	60
HEES	Fully synthetic ester based	60

## Housing

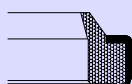
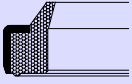
For surface finish and recommended lead in chamfers refer to the illustration below. For housing dimensions and machining tolerances refer to the catalogue page of selected seal.  
Refer to Appendix 4 for value of tolerance symbols.

## Fitting

Style PMW is designed to press fit into an open ended housing. For the seal to function correctly, it is important that care be taken in fitting the seal within its housing.  
For a detailed checklist, refer to Appendix 3.



**Claron**Polyseal®  
Single Acting Rod Wiper Seal Imperial  
**PMW**



Nominal Dimensions & Machining Tolerances

Claron Part Number	Refer Seal Selection $\text{Ø}d_1$	H8 $\text{Ø}D_1$	+0.020 -0.000 $L_1$	Nominal $L_2$
PMW 1000	1.000	1.375	0.218	0.281
PMW 1250	1.250	1.625	0.218	0.281
PMW 1500	1.500	1.875	0.218	0.281