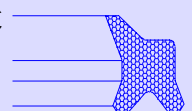
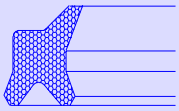


Claron Polyseal® Double Acting Rod Wiper Seal

Metric

PWD



Design

Designed to preclude the ingress of contaminants into the system as well as assist in sealing the Rod. Produced in Polyurethane, the wiper is designed to fit into closed housings with pre-loading of the static face providing stability and sealing. The wiper is profiled such that the lip facing the media collects fluid passing the rod seal. The use of Polyurethane with its excellent properties combined with the proportioned design of the wiper will extend the service life of the rod seal. Claron Wiper Seals **Style PWD** should not be utilised in combination with double-acting Rod seals unless the housing design allows for pressure relief between the wiper and the seal.

Operating Conditions

Temp. Range	-40°C to 110°C
Linear Speed m/sec	3.0

Optimum service conditions are affected by temperature, speed and surface finish.
Refer to Appendix 1 for further information.

Continuous operating temperature for various fluids

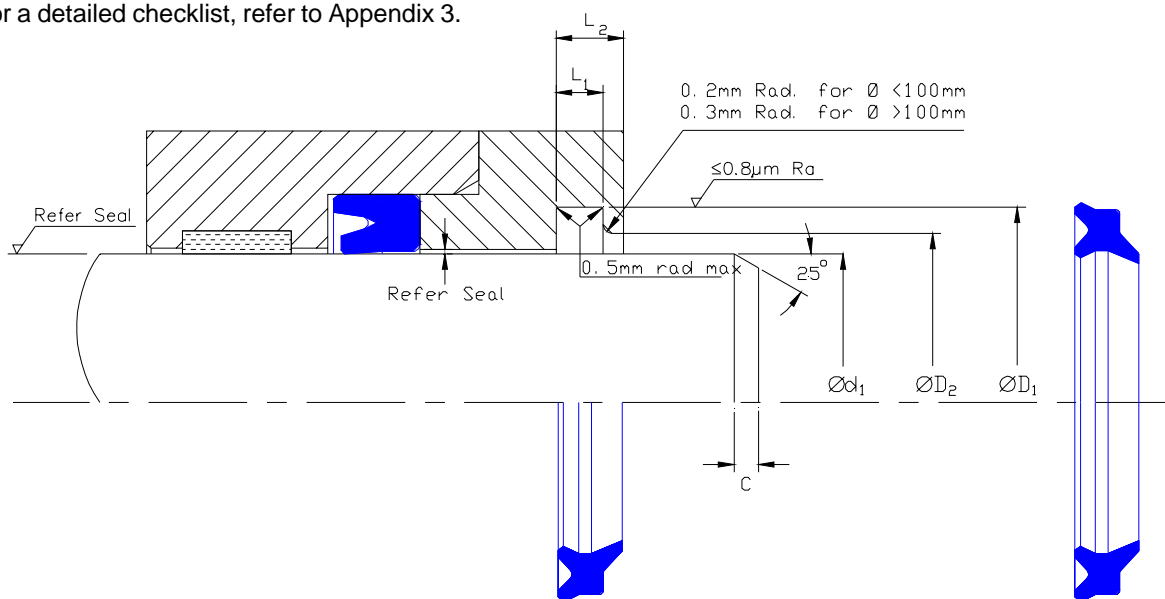
AU Polyurethane		
DIN	Hydraulic Fluid Description	°C
H	Mineral oil without additives	100
H-L	Mineral Fluid with anti corrosion and anti ageing additives	100
H-LP	Mineral oil as HL plus additives reducing wear, raising load	100
H-LPD	Mineral oil as H-LP but with detergents and dispersants	100
H-V	Mineral oil as H-LP plus improved viscosity temp.	100
HFA E	Emulsions of mineral oil in water. Water content 80-95%	40
HFA S	Synthetic oil in water. Water content 80-95%	40
HFB	Emulsions of water in mineral oil. Water content 40%	40
HFC	Aqueous polymer solutions. Water content 35%	ns
HFD R	Phosphoric acid ester based	ns
HFD S	Chlorinated hydrocarbon based	ns
HFD T	Mixtures of HFD R and HFD S	ns
HEPG	Polyglycol based	ns
HETG	Vegetable Oil based	60
HEES	Fully synthetic ester based	60

Housing

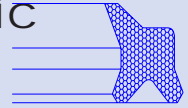
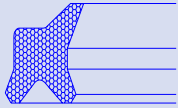
For surface finish and recommended lead in chamfers refer to the illustration below. For housing dimensions and machining tolerances refer to the catalogue page of selected seal.
Refer to Appendix 4 for value of tolerance symbols.
Style PWD may be deformed and fitted into a closed groove.

Fitting

For the wiper to function correctly, it is important that care be taken in fitting the wiper within its housing.
For a detailed checklist, refer to Appendix 3.



PWD



Nominal Dimensions & Machining Tolerances

Claron Part Number	Refer Seal Selection Ød ₁	H11 ØD ₁	H11 ØD ₂	+0.10 -0.00 L ₁	Min. L ₂
PWD 018	18	24.0	20.5	4.0	6
PWD 025	25	31.0	27.5	4.0	6
PWD 025/1	25	33.6	28.0	5.3	7
PWD 030	30	38.0	33.0	5.2	6
PWD 030/2	30	40.0	35.0	7.0	10
PWD 035/1	35	43.6	38.0	5.3	7
PWD 040	40	48.0	43.0	5.2	6
PWD 042/1	42	50.6	45.0	5.3	7
PWD 045/2	45	55.6	48.0	5.3	7
PWD 048/1	48	56.6	51.0	5.3	7
PWD 050	50	58.0	53.0	5.2	6
PWD 055/2	55	65.6	58.0	5.3	7
PWD 060	60	70.0	63.0	6.2	7
PWD 065	65	75.0	68.0	6.2	7
PWD 070	70	80.0	73.0	6.2	7
PWD 075	75	85.0	78.0	6.2	7
PWD 080	80	90.0	83.0	6.2	7
PWD 085	85	95.0	88.0	6.2	7
PWD 090	90	100.0	93.0	6.2	7
PWD 095	95	105.0	98.0	6.2	7
PWD 100	100	110.0	103.0	6.2	7